

Operating Instructions for the iWell pur System

Version: 01.13 as of 15.04.2019



Life Energy Management (LEM)

Life energy management is about managing the energy of life. It's about the reduction of energy robbers and about the optimal distribution to the processes involved in life.

Foreword

How did the development of the iWell system come about?

During our many years of research in various fields, we have repeatedly noticed that some of the views taken by science are incompatible with reality. Over time, this assessment changed our approach to finding solutions to problems. In order not to be limited by dogmas, we started by questioning everything. The insights gained are, from the conventional way of thinking, at best "un-conceivable".

When developing iWell technology, the key question was: how does life work? For science, life is a mechanical interaction of physical and chemical processes. To put it in a nutshell, this means nothing more than pouring two chemicals together and creating a third. If you add a little heat, the process can be accelerated. If you imagine this model of thinking in today's science, you must quickly realize that it is completely inadequate.

To understand the complexity and functioning of life, illustrate that today people can make the most amazing machines and powerful computers. But man is unable to build a protozoan, let alone an ant or bee. That should give us food for thought. Where is the restriction of science?

It consists in not allowing a higher controlling intelligence, no matter what we call it. This higher controlling intelligence causes all processes to be intentional. Intention is the structuring and organizing factor of this very advanced technology. We call it universe technology. Life is linked to this universe technology.

Although both technologies are not comparable, we still want to try to compare the universe technology with the computer technology known to us. There is a visible and an invisible area. In Universe technology, the visible area is our 4D world (space and time) and in computer technology it is the monitor. The actual work takes place in the invisible with both technologies. In both, information is processed and provided, among other things, to the visible area. The structuring and organizing factor for the "animation" of computer technology is the intention and will of the programmer and the operator. In the universe technology, the structuring and organizing factor is the intention and the will in the consciousness space.

According to our findings, the decisive factor for wellness and health is the distribution of the available life energy to the processes involved in life. The intention and the will to survive determine the distribution. We believe that with iWell technology, we have found a technical opportunity to engage in life energy management by interpreting our affirmations as a will when it benefits the user.

Inhalt

	Seite
Foreword	2
The most important in advance	3
Safety instructions	5
Purpose	6
Transport and packaging	6
System components	6
Setting up the system	7
Commissioning	7
Operation iWell pur	8
Which program should I choose?	9
Which BioTransmitter should be used?	10
Maintenance and Care	12
Error displays and troubleshooting	13
Technical specifications	13
Warranty Terms	15
Information about the EU law WEEE	15
Information about the EU law for Batteries	15
Delivery	16

The most important in advance

The aim of our research and development work was and is to be able to supply you with a high-quality product at a good price.

Our developers had been commissioned to develop a device that would cover the positive effects of magnetic field therapy, backed up by studies and scientific publications, as well as using alternative technologies that are not scientifically recognized, and therefore the prove of usefulness, with scientific standards, can be limited.

In particular, the following technologies, that can be assigned to quantum physics, should be integrated:

- **Scalar waves**, that should be significantly involved in the energy and information transmission in biological systems.
- **Kozyrev-Mirrors**, that should allow communication with the consciousness.

In addition, the operation of the system for a layman without prior knowledge should be possible, preferably bring any user benefit and don't harm any user.

We think that we have succeeded very well.

Since this ideal target, as far as possible to bring every user a benefit and don't harm any user, of course, could not be perfectly implemented, you must note the following:

The iWell systems can trigger an increased activity of the body's own processes in the case of very sensitive, ill or weak creatures (humans or animals), in particular detoxification reactions, joint pain and also insomnia. These reactions, however, soon fade away again. The effect of medicines, such as insulin, can be increased in the short term. Failure to pay attention, may result in hypoglycaemia in this case.

In all living things, activation of bodily functions, can reveal previously unrecognized, latent physical problems. This can be noticeable by the sensation of light pain and the like. Such symptoms should be discussed with your doctor or therapist.

In order not to be surprised by these possible reactions of your body, we recommend using a very weak program, for example Relax or Special 1 (short relaxation), at level 1 at the first use. If you do not observe any physical reactions with these programs, you can use any program the next day. But here, too, always only the level 1. If there are no physical reactions to watch, the level 2 can be used. Level 3 is intended for very insensitive humans and animals only.

In our experience the best results are achievable if you use the system 2-3 times a week. The relaxation and pacing programs can be used more often if needed. Use only programs with low-intensity in the evening. You should generally only use the energizing program in the morning, otherwise your night could become a day. Make sure you drink enough water.

A consultation with your doctor or therapist before using the system is always recommended for:

- acute feverish diseases
- internal inflammation of the body
- tendency to epilepsy
- pacemakers and other electronic implants, insulin pumps etc., whose intensity threshold is below 200 μ T. The intensity of the iWell systems reach maximum effective values of 60 μ T, well below the threshold of 200 μ T.
- cancers
- long-term use in pregnancy or infants

Safety instructions

Make the connection and installation of the system according to the operating instructions. The electrical connection conditions must match the specifications on the type plate.

Do not use defective cables and avoid kinking and squeezing the cables.

The maximum ambient temperature for operating the systems is 40 ° C. At temperatures below 10 ° C, the control unit must be adapted to the room temperature. For each degree of temperature difference, at least three minutes of adaptation time should be provided for this. Do not expose the devices to direct sunlight or excessive temperatures.

If faults occur, as well as maintenance and cleaning, the control unit must be disconnected from the mains. Do not operate damaged ECUs and BioTransmitters! If in doubt, you can ask us.

Battery replacement and repairs to the control unit and the BioTransmitter may only be carried out by the manufacturer's specialist staff. Improper repairs or interventions may present hazards to the user. Changes to the device are not allowed.

Secure the controller from falling down and generally do not place anything on it.

The controller and the BioTransmitters may only be used and stored in a dry environment.

Keep the controller and the BioTransmitters away from water and other liquids, and do not treat them with chemical liquids. Hints for disinfection can be found in the section "Maintenance and care".

Keep the devices away from unattended access by children.

High mechanical stresses can lead to damage. The BioTransmitter XL and XXL should not be bent sharp-edged. A maximum of three-piece folding, as in the original packaging, is possible.

To connect and disconnect the BioTransmitter to the control unit, only grasp the cable by the plug. The screws must be loosened beforehand or screwed on after connection, by hand and without force.

Lay the cables of the BioTransmitter so that nobody can fall over it.

The BioTransmitters are only intended for the iWell systems. Other uses are not allowed. It is not permitted to connect external devices to the controller. This can destroy the controller, the BioTransmitters or the third-party devices.

Please note that the system's magnetic pulses could damage electronic data carriers (floppy disks, credit cards, video recordings, mobile storage, etc.).

Notes on environmental protection: When the end of use, dispose of the devices as electronic waste in the appropriate recycling centers or return them to the manufacturer.

Disclaimer: The manufacturer is not liable for damages resulting from non-compliance with the above instructions.

Purpose

The purpose of the iWell systems are treatments that serve cosmetic purposes and promote general well-being.

The purpose is expressly not the medical treatment of diseases.

Transport and packaging

The iWell pur system is packaged by the manufacturer in such a way that the control unit and the BioTransmitters are protected against mechanical damage by sharp-edged and sharp objects as well as from impact and fall.

To ship a system for replacement or repair, the equipment must be fully and sufficiently packaged. Ideally, please use the original packaging.

The device packaging has to be labeled:

"CAUTION ELECTRONIC DEVICE, DO NOT THROW".

System components

The control unit also includes:

- a battery charger
- a power cord
- the Operating Instructions.

The BioTransmitter are named, based on clothing sizes, as follows:

BioTransmitter S	(in the display of the iWell pur controller with S = Small) round, outer diameter approx. 102 mm, Dicke ca. 30 mm
BioTransmitter M	(in the display of the iWell pur controller with M = Medium) rectangular, outer diameter approx. 300x230 mm, thickness approx. 30 mm
BioTransmitter L	(in the display of the iWell pur controller with L = Large) rectangular, outer diameter approx. 500x300 mm, thickness approx. 30 mm
BioTransmitter XL	(in the display of the iWell pur controller with X = Extra Large) rectangular, outer diameter approx. 1200x500 mm, thickness approx. 30 mm
BioTransmitter XXL	(in the display of the iWell pur controller with X = Extra Large) rectangular, outer diameter approx. 1750 x580 mm, thickness approx. 30 mm

BioTransmitter Head (in the display of the iWell pur controller with H = Head)
outer diameter approx. 400x400 mm, thickness approx. 5 mm

BioTransmitter Light (will not be shown)
round, outer diameter approx. 40 mm, thickness approx. 10 mm

Setting up the system

After unpacking and using the controller, place it on a firm and secure surface.

At the back of the control unit there is 1 output for connecting a BioTransmitter. The connection is made via the SUB-D connector. At the end of the connection cable of the BioTransmitter is a plug with two screws. After inserting the plug into the socket of the control unit, tighten these two screws by hand. Please do not use force when screwing on.

Furthermore, there is an optical output on the back wall of the control units. The BioTransmitter light can be connected to the system via a 3.5 mm jack plug.

Also located on the back is the jack for the charger. The charger is suitable for mains voltages from 110 to 230 V and for frequencies of 50 or 60 Hz. Depending on the country-specific power outlet, it may be necessary to use an adapter.

It is not permitted to connect other systems or other applicators than iWell BioTransmitters to the control units or to use other chargers. In these cases, the warranty and liability expire.

When storing for a long time, the built-in battery should be fully charged. To maximize battery life, it should be fully charged every 6-9 months.

Commissioning


The iWell systems are powered by batteries. The charger is included.

The built-in battery allows an operating time of about 8-10 hours. After that, the battery should be charged. The state of charge can be recognized by the symbol for the charge status of the battery.

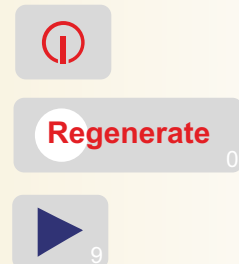
Lithium ion batteries with a nominal voltage of 14.8 V are installed. The control unit takes over the complete control of the charging and discharging states. This prevents both deep discharge and overcharging. Each of the 4 cells is individually monitored and regulated. If a condition occurs that could be detrimental to the system, the unit will shut off.


Operation iWell pur

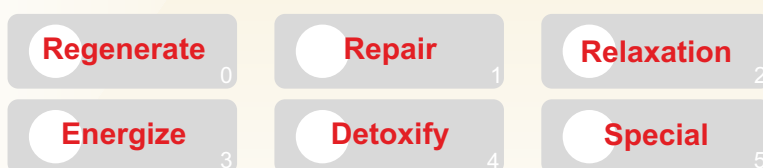
The user interface of the iWell pur has been designed to be as easy to use as possible. There is an ON / OFF button, 6 program buttons, 3 buttons for intensity, a start and a stop button. That's it already.



For example, to start the program "Regenerate", it is sufficient to press the following keys in this order. More is not required.



 Use the ON / OFF button to turn the controller on and off. A short press on the button switches the control unit on. If no further action follows, the device automatically switches off again. This is how the batteries are best spared. Even after the end of a program and a short waiting time, the device automatically switches off again. However, you can switch off the device at any other time by pressing and holding the ON / OFF button for more than 4 seconds. When released, the control unit goes off.



You can use the program buttons to select programs. The properties of the programs are described under "The Programs".

The "Special" button has a special function. By repeatedly pressing various special programs

can be selected, which are named in the display of the iWell pur control unit.



The intensity buttons select one of 3 intensity levels.



The program is started with the start button. It is also possible to cancel the pause with this button. The program then resumes at the point where it was interrupted by the break.



The program is stopped with the stop button. It is now in a break. If pressed again during a pause, the program aborts and the controller waits to select a new program. If no new program is selected, the device switches off automatically.

10 of the keys were still marked with small white numbers from 0 to 9. These numbers are intended for service.

When the device is switched off, you keep the start button pressed and then additionally press the power button, you get into a menu. There you will first be asked if you want a key signal (Key signal = beep when pressing a key). With the stop key you can switch the current selection and switch to the next menu item with the start key.

Next you will be asked if you want a program start signal. If yes, the controller beeps twice each time the program starts. Thereafter, a program end signal is asked. If yes, the control unit beeps 3 times each time the program ends. If you press the start button again, you will enter the normal operating mode.

Which program should I choose?

In our experience the best results are achievable if you use the system 2-3 times a week. The relaxation and pacing programs can also be used more often if needed. Use only low-intensity programs in the evening. You should generally only use the energizing program in the morning, otherwise your night could become a day. Make sure you drink enough water.

Programs:

Regenerate

Duration 9 minutes and 20 seconds. With this program cells and tissue areas are to be stimulated for renewal. It makes sense to combine the whole-body treatment with local treatment. This can be done one after the other. The local problem should be treated with the BioTransmitter S, M or L.

Repair

Duration 26 minutes and 20 seconds. This program aims to stimulate the repair of cells and tissue areas. Again, it makes sense to combine the whole body treatment with local treatment.

Detoxify

Duration 44 minutes and 30 seconds. This program can contribute to deacidification and detoxification. The combination of whole body treatment and the treatment of local organs (kidney, liver, lymph) is also the first choice here. After sports activities should always follow this type of treatment. The goal here is to keep the lactate (lactic acid) low, because a high muscle strain is always associated with hyperacidity of the muscles.

At the same time, the program is intended to encourage "LOSING." Many people have forgotten how to "let go" in order to achieve something new. Just imagine, you make room in your closet to put new things in it.

Energize

Duration 28 minutes and 40 seconds. Dieses Programm soll am Morgen oder vor sportlicher Tätigkeit aktivieren. Es soll auch das Immunsystem anregen.

Relaxation

Duration 60 minutes and 20 seconds. Dieses Programm soll „entschleunigen“. Das Programm soll den Anwender aus einer Stresssituation herausführen und beruhigen. Das könnte man nach sportlichen Anstrengungen nutzen oder um sich auf einen gesunden Schlaf vorzubereiten.

Special 1 - Short Relaxation

Duration 12 minutes and 20 seconds. The short program for relaxation.

Special 2 - Short Stimulation

Duration 2 minutes and 20 seconds. The short program for the stimulation.

Special 3 - Stimulation

Duration 5 minutes and 20 seconds. The program aims to stimulate all physical and mental processes in a positive direction.

Special 4 - Long Stimulation

Duration 9 minutes and 20 seconds. The long program for the stimulation.

Which BioTransmitters should be used?

All BioTransmitters are geometrically optimized to generate scalar fields.

The BioTransmitters S, M, L, XL, XXL have a symmetrical design. That means there is no "top" and no "bottom". You do not need to pay attention to a preferred direction or preferred side.

In the display of the iWell pur control unit the BioTransmitters are marked as follows:

BioTransmitter S	S = Small
BioTransmitter M	M = Medium
BioTransmitter L	L = Large
BioTransmitter XL	X = Extra Large
BioTransmitter XXL	X = Extra Large
BioTransmitter Head H	H = Head

The colors of the BioTransmitters are based on the RAL colors

- Sapphire blue (inspired by RAL 5003)
- Purple (inspired by RAL 3004)
- Orange Yellow (inspired by RAL 1037)

Also special colors are possible.

BioTransmitter S

It is always appropriate when small areas of the body are to be treated specifically. Some therapists also use it for electromagnetic acupuncture treatment.

BioTransmitter M und BioTransmitter L

They are designed for the treatment of local problem areas. Due to their practical size, they are also ideal for holidays and travel.

BioTransmitter XL und BioTransmitter XXL

These BioTransmitters have been developed for whole-body applications. They should always be the first choice for a holistic application.

BioTransmitter Head

The BioTransmitter Head contains 10 LED elements. These were placed in the middle of the forehead (third eye), temples, zygomatic, jaw, ears and neck. The BioTransmitter Head is adapted to the face shape. Nose, mouth and eyes are cut out, which makes breathing and seeing hardly be restricted.

For the application on the face it is mostly about cosmetic skin problems. It is used for acne, facial wrinkles, scars, age spots, etc. Incidentally, the thyroid gland and the pineal gland (epiphysis) should also be supplied with energy in the sense of regulation.

For reasons of hygiene, a silk cloth or similar should be placed between the face and the BioTransmitter Head, which must be renewed after each treatment.

BioTransmitter Light

Via the 3.5 mm jack, a BioTransmitter Light can be connected. It makes sense to use this BioTransmitter simultaneously with another BioTransmitter. The BioTransmitter Light is constructed analogously to the LED elements in the BioTransmitter Head. The function of light is to transmit information in a direct way. In terms of content, impulse sequences are sent to influence the psyche in order to dissolve false beliefs, fears and obstacles to health, balance and fitness.

The following affirmations should be sent one after the other via the BioTransmitter light to the body and via the Kozyrev mirror to the consciousness space (The affirmations are sent in German, because in this language exact content can be formulated. For a transfer of information, the language is not relevant.):

I want to receive and accept useful information and energies for me.
I want to let go of all harming thoughts and behavioral patterns.
I stand by my values and protect them.*

I am responsible for my own life.*

On my life's journey I am led, and in case of deviations, I am alerted to corrections at the right time.*

I want to have positive thoughts, so that my being develops positively.

All thoughts and actions bring me in balance.

I have respect and self-confidence to me.

I live mindfulness and have confidence and humility towards everything valuable.*

I release my arrest by the pain and forgive me and the others.

I draw all energies and information for my healthy being.*

I want that I detoxify optimally at any time, mentally and physically.*

My DNA cares for my entire physical well-being.*

The right and left halves of the brain are connected in balance.*

The affirmations marked with an * are not used in the relaxation programs.

Maintenance and Care

The iWell systems are maintenance-free. A functional check of the control unit can be checked with a magnetic field indicator.

After 3 years, the system should be checked by the manufacturer or an authorized company and the battery should be replaced.

When storing for a long time, the built-in battery should be fully charged. To maximize battery life, it should be fully charged every 6-9 months.

To clean the control unit and the BioTransmitter, only use a damp cleaning cloth. For disinfection use only wipes moistened with disinfectant. Examples of particularly suitable disinfectants for the BioTransmitters are:

- Helipur from B. Braun
- Incidin Perfect.

We can not guarantee a general resistance to disinfectants because their compositions are very different and sometimes changed.

Alcohol or solvent-containing products can adversely affect the surfaces and lead to embrittlement of the material in the long term.

This happens, for example, with the use of products such as "Bacillol plus" and "Softasept N" which contain 60-80% alcohol. Treating BioTransmitters with such disinfectants may cause staining.

The controllers and BioTransmitters must not be sterilized in sterilizers as they will be damaged.

Please make sure that no sharp objects are pressed into the BioTransmitter.

Error displays and troubleshooting

Error

The device will not turn on.

Remedying

Connect the supplied AC adapter.

Check the connection of the power supply to the control unit and the socket.

If the device still does not turn on, check with another device or a light if the function of this socket is given.

If the control unit can not be switched on despite the socket being working, the internal battery voltage may be too low. After a maximum of 30 minutes, the switch-on function should be restored.

For all other problems consult the manufacturer.

Note: Please do not open the device! Observe the safety instructions and warnings as well as the warranty conditions!

Technical specifications

Control unit

Type of device	Magnetic resonance and light system
Type designation	iWell pur
Input voltage	24V DC
Power consumption	up to 20 VA when charging the batteries
Storage capacity	Nominal capacity approx. 45 Wh
Duration of treatment	2 – 60 minutes
Protection	Ip20
Output voltage	max. 24 V
BioTransmitter port	SUB-D-plug, 9-pole
BioTransmitter Light port	Jack socket / plug 3,5 mm
Housing	Aluminum
Housing Color	white
Operating temperature	+10°C to +40°C
Storage temperature	-20°C to +70°C
	At temperatures below + 10 ° C, the unit must be adapted to the room temperature, duration per degree Celsius: min. 3 minutes.
Dimensions	170 x 170 x 50 mm (L x W x H)
Mass	incl. power supply and cable: approx. 1,6 kg

Power adapter

Input voltage	80-264 VAC, 47-63 Hz or 113-370 VDC
Output voltage	24 VDC
Safety standards	TÜV EN60601-1 according to medical device standards
Dimensions	125 x 50 x 31,5 mm (L x W x H)
Mass	approximately 0,3 kg

BioTransmitter S

Size	round, outer diameter approx. 102 mm, thickness approx. 30 mm
Bobbins	1 x Rigid PCB embedded between Visco foam
Cover	Imitation leather, possible to disinfect
Connecting cord	Length approx. 2,5 m
Mass	approx. 0,1 kg

BioTransmitter M

Size	rectangular, outside dimensions approx. 300x230 mm, thickness approx. 30 mm
Bobbins	1 x Flex PCB glued in imitation leather, embedded between Visco foam
Cover	Imitation leather, possible to disinfect
Connecting cord	Length approx. 2,5 m
Mass	approx. 0,4 kg

BioTransmitter L

Size	rectangular, outside dimensions approx. 500x300 mm, thickness approx. 30 mm
Bobbins	1 x Flex PCB glued in imitation leather, embedded between Visco foam
Cover	Imitation leather, possible to disinfect
Connecting cord	Length approx. 2,5 m
Mass	approx. 0,7 kg

BioTransmitter XL

Size	rectangular, outside dimensions approx. 1200x500 mm, thickness approx. 30 mm
Bobbins	4 x Flex PCB glued in imitation leather, embedded between Visco foam
Cover	Imitation leather, possible to disinfect
Connecting cord	Length approx. 2,5 m
Mass	approx. 2,8 kg

BioTransmitter XXL

Size	rectangular, outside dimensions approx. 1750x580 mm, thickness approx. 30 mm
Bobbins	6 x Flex PCB glued in imitation leather, embedded between Visco foam
Cover	Imitation leather, possible to disinfect

Connecting cord
Mass

Length approx. 2,5 m
approx. 4,8 kg

BioTransmitter Head

Size

outside dimensions approx. 400x400 mm,
thickness approx. 5 mm

Bobbins

1 x Flex PCB glued in imitation leather,

Cover

Imitation leather, possible to disinfect

Connecting cord

Length approx. 2,5 m

Mass

approx. 0,3 kg

BioTransmitter Light

Size

round, outer diameter approx. 40 mm,
thickness approx. 10 mm

Bobbins

no bobbins

Material

ABS and PET, possible to disinfect

Connecting cord

Length approx. 2,5 m

Mass

approx. 0,1 kg

ATTENTION! Do not bend BioTransmitter with sharp edges!

Warranty Terms

In addition to the statutory warranty, we provide a two-year limited warranty on our iWell products. The warranty period starts with the delivery to you. Please keep the invoice. Any defects are to be reported immediately after registration. Our warranty is, at our discretion, to repair or replace the defective product and shall not apply if the goods have been improperly handled, handled, opened, installed or maintained. The liability for consequential damages is excluded within the scope of the legally permissible.

Information about the EU law WEEE

Only in the EU: Electronic devices must be returned to the manufacturer after the end of use or handed over to the appropriate collection points. The disposal is free!

Information about the EU law for Batteries

Only in the EU: The battery packs installed in the controller are subject to the Battery Act and must only be disposed of at the relevant collection points.

Delivery

The scope of delivery of an iWell set includes:

- 1 Control unit incl. Power supply and mains cable
- 1 BioTransmitter S
- 1 BioTransmitter M
- 1 BioTransmitter XL
- 1 BioTransmitter Light
- 1 Operating Instructions.

Guidance and Service

Ittermann electronic GmbH

Köhlergasse 16-18
99842 Ruhla
Germany

Tel. +49 (0)36929 750
Fax +49 (0)36929 7535

Mail: info@ittermann.de
www.ittermann.de
www.i-well.eu